



The 12<sup>th</sup> Congress of the Asian Society of Cardiovascular Imaging

The 10<sup>th</sup> Beijing Medical Imaging Development Forum

The 6<sup>th</sup> Annual Meeting of Society of Cardiovascular Computed Tomography (SCCT) China IRC

**ASCI 2018** *心血管影像走向健康丝路*

Cardiovascular Imaging the Belt and Road Initiative

亚洲心血管影像学会 (ASCI) 第十二届年会

第十届北京医学影像发展论坛

暨国际心血管CT协会 (SCCT) 中国区论坛第六届年会

August 16(Thur.) - 18(Sat.) 2018 | China National Convention Center, Beijing

2018年8月16-18日 **北京** 国家会议中心 (CNCC)

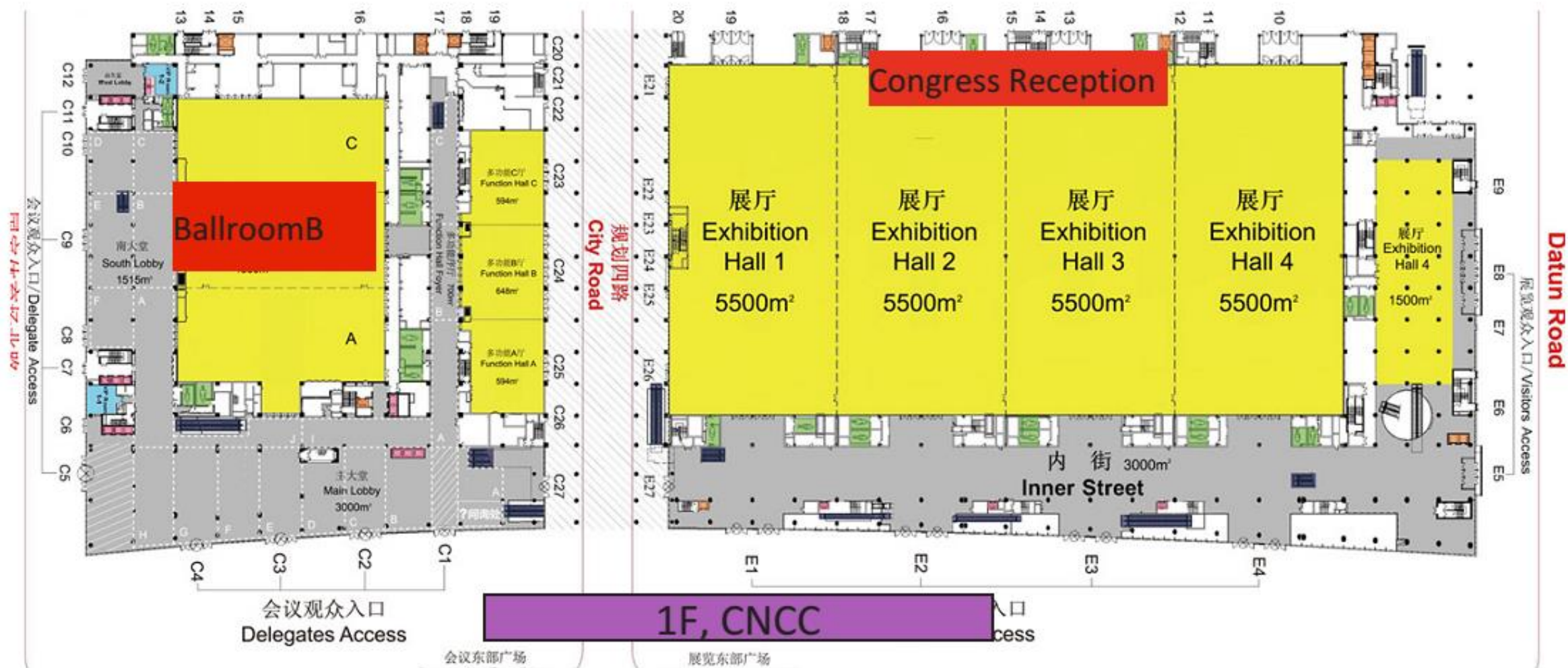


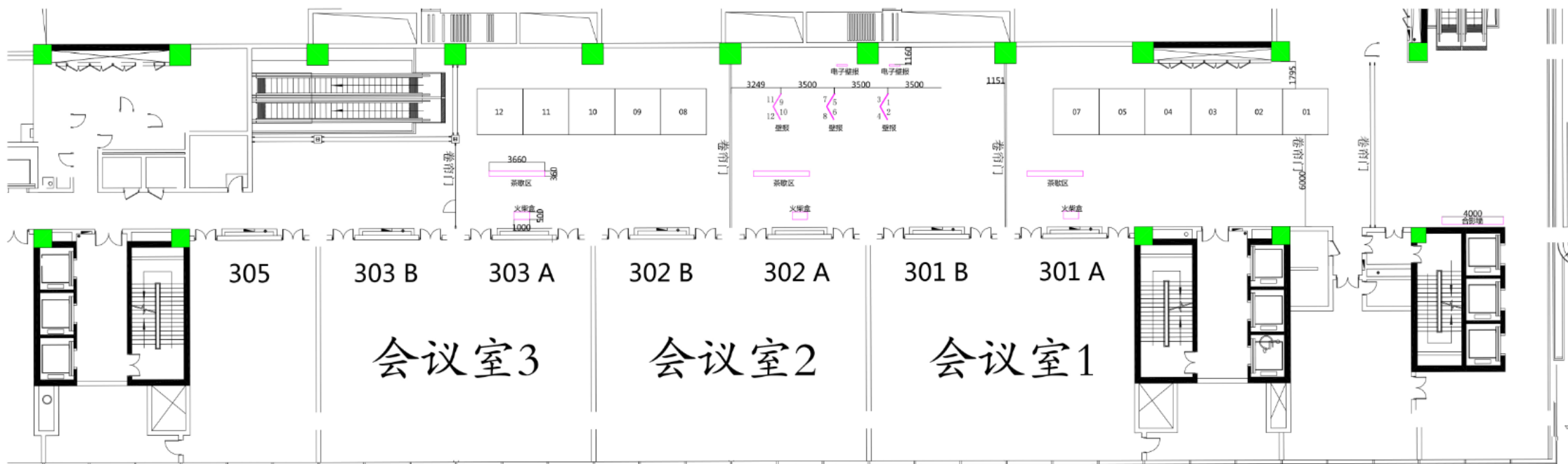


# CONTENTS

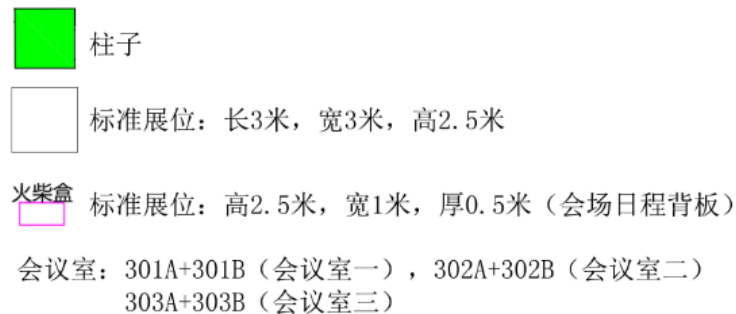
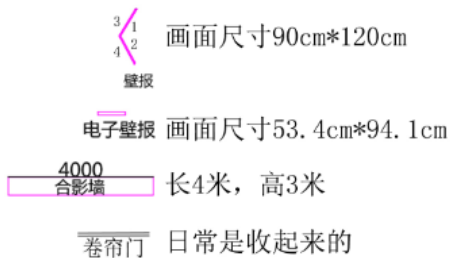
- 1. Meeting Location and Floor Map
- 2. Scientific Programme
  - Education Courses*
  - Main Programme*
- 3. Abstracts and Winners
- 4. Registration
- 5. Joint-Sessions with Societies
- 6. Sponsorships and Partnerships
- 7. Exhibition
- 8. Social Programme
- 9. Congress Photos

## Floor Map





- 01 拜耳
- 02、03 ASCI办公室
- 04 Circle
- 05 飞利浦
- 07 西门子
- 08 GE
- 09 博莱科
- 10 恒瑞
- 11 北陆
- 12 加栢



# Part 2

# PROGRAMME AT A GLANCE

A total of 31 Sessions

## August 16, Thursday

Time	Room 301	Room 302
09:00-17:30	<b>Registration</b>	
14:00-15:30	Educational Course (1): Standardized Training of Cardiovascular CT (In Chinese)	Educational Course (3): Standardized Training of Cardiovascular MRI (In Chinese)
15:30-16:00	<b>Registration</b>	
16:00-17:30	Educational Course (2): CCTA Workshop: Reading with Expertise (In Chinese)	Educational Course (4): CMR Workshop: Reading with Expertise (In Chinese)
18:00-20:00	PRESIDENTIAL RECEPTION (Invited Guesses and Speakers)	

## August 17, Friday

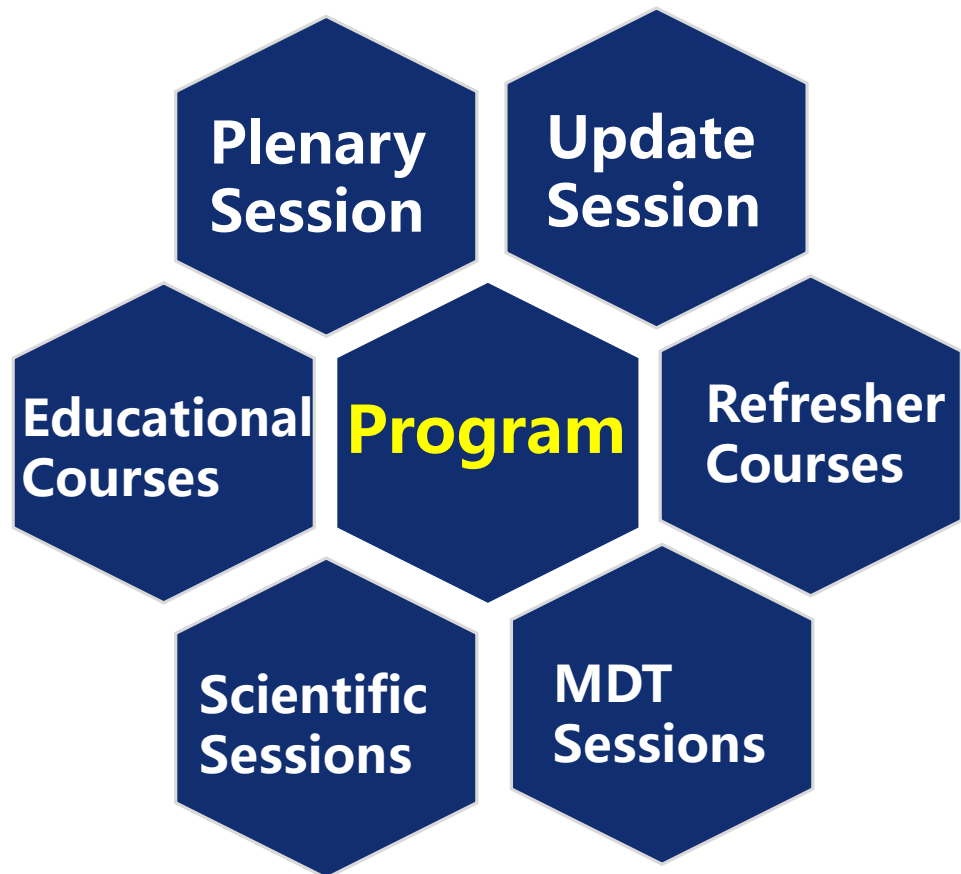
Time	Venue: Ballroom B
07:30-17:30	<b>Registration</b>
08:00-09:00	<b>Morning Session</b>
09:00-09:40	<b>Opening Session</b>
09:40-09:50	<b>Group Photo</b>
10:00-12:00	<b>Plenary Session</b>

## August 17, Friday

Time	Room 301	Room 302	Room 303	
12:30-13:30	Siemens Satellite Meeting	GESatellite Meeting	Philips Satellite Meeting	
13:30-14:00	<b>Break</b>			Moderated poster1
14:00-15:30	Best Young Presenter Award Session	Update Sessions (1): ASCI meets SCMR : Cutting- edge Technology of CMR	Refresher Course (1): Physiologic Assessment of Ischemic Heart Disease	
15:30-16:00	<b>Break</b>			
16:00-17:30	Scientific Session: Paper Presentations	Update Sessions (2): ASCI Collaborate Session with SCCT: Advances of Cardiovascular CT	Refresher Course (2): CMR of Non-ischemic Cardiomyopathy, Myocarditis and Cardiac Masses	
17:30-18:00	<b>Break</b>			
18:00-20:00	<b>CONGRESS RECEPTION</b>			

## August 18, Saturday

Time	Room 301	Room 302	Room 303	
08:30-12:00				
08:30-10:00	Refresher Courses (3): Congenital heart disease	Update Sessions (3): ASCI Meets EACVI: Myocardial Strain	MDT Sessions (1): Cardiac CT Imaging	
10:00-10:30	<b>Break</b>			Moderated poster2
10:30-12:00	Scientific Session (2): Paper Presentations	Update Sessions (4): ASCI meets ESCR : Structural Heart Disease	MDT Sessions (2): Cardiac MR Imaging	
12:00-12:30	<b>Break</b>			
12:30-13:30	Bayer Satellite Meeting	Bracco-Sine Satellite Meeting	HengRui Medicine Co. LTD Satellite Meeting	
13:20-14:00	<b>General Assembly</b>			Moderated poster3
14:00-15:30	Refresher Courses (4): Aorta and Peripheral Vessels	Update Sessions (5): ASCI meets NASCI : Safety of Cardiovascular Imaging	The 6th SCCT CHINA-IRC Annual Meeting: Advances on Cardiac CT(In Chinese)	
15:30-16:00	<b>Break</b>			
16:00-17:30	Scientific Sessions (3): Paper Presentations	Special Focused Session: Artificial Intelligence	The 6th SCCT CHINA-IRC Annual Meeting: Advances on Cardiac CT(In Chinese)	
17:30-18:00	<b>CLOSING CEREMONY</b>			
19:00-21:00	<b>FAREWELL DINNER</b>			



## 1 Special Focused Session

- **Artificial Intelligence**

## 2 The 6<sup>th</sup> SCCT CHINA-IRC Annual Meeting

## 1 Plenary Session

- Hagime Sakuma; Zheng-yu Jin; Suhny Abbara; Byoung-Wook Choi

## 5 Update Sessions

- ASCI Meets **SCMR, SCCT, NASCI, ESCR, EACVI**,

## 4 Educational Courses

- Standardized Training of Cardiovascular CT
- Standardized Training of Cardiovascular MRI
- CCTA Workshop
- CMR Workshop

## 4 Refresher Courses

- Physiologic Assessment of Ischemic Heart Disease
- MR of Non-ischemic Cardiomyopathy, Myocarditis and Cardiac Masses
- Congenital heart disease
- Aorta and Peripheral Vessels

## 2 MDT Sessions (Multiple Disciplinary Team)

- Cardiac CT Imaging
- Cardiac MR Imaging

## 6 Scientific Sessions

- 24 oral presentations
- 36 Poster presentations

## 6 Satellite Meetings

- Siemens; GE; Philips; Bayer; Bracco; HengRui Co. Ltd

## Abstracts

Best Young Presentation Award		6 (1 Awarded)	
Oral Presentation		24 (6 Awarded)	
Poster		36 (6 Awarded)	
Country	Number	Country	Number
China	171	Turkey	1
Chinese Taipei	1	United States	7
Hong Kong, China	4	Australia	2
Indonesia	1	Germany	5
Iran	10	Italy	1
Japan	11	India	1
Kazakhstan	2	Netherlands	2
Korea	14	United Kingdom	2
Singapore	11	Vietnam	1
Sweden	1	<b>Total (19 countries)</b>	<b>248</b>

Award	Winner Name(Country)	Abstract Title
Best Young Presentation Award	Sung Ho Hwang(Korea)	Left atrial remodeling determined with three-dimensional late gadolinium enhancement magnetic resonance imaging in patients with atrial fibrillation: regional left atrial fibrosis
Best Scientific Presentation Award	Andrew kai chun Cheng(Hong Kong, China)	Factors determining inadequate response to adenosine stress perfusion cardiovascular magnetic resonance
	Dongkai Shan(China)	The Study on Relationship between Epicardial Adipose Tissue and Plaque Composition and High Risk Plaque
	Victor Siang Hua Chan(Hong Kong, China)	One Breath Is All It Takes: Compressed Sensing Cine CMR As A Novel And Viable Technique In Evaluating Cardiac Function
	Jian Wang(China)	Multimodal Imaging of Stem Cell Combine with Functionalized Self-Assembled Nano-Polypeptides for Acute Myocardial Infarction
	Natsumi Kuwahara(Japan)	Comparison of QPR (Quantitative Perfusion Ratio) derived from Dynamic CT Perfusion and MBF to distinguish hemodynamically ischemic lesions.
	Yue Wang(China)	Improved Detection of Cardiac Involvement in Myositis by Biventricular Myocardial Strain Analysis using Cardiovascular Magnetic Resonance Feature Tracking Technique
Best Scientific Poster Award	Akio Inage(Japan)	Clinical Significance of Myocardial Dysfunction in Right Ventricular Heart Disease Assessed by Feature Tracking Magnetic Resonance Strain
	Zhihui Hou(China)	Prevalence of coronary atherosclerosis disease in different age Population with Coronary Artery Calcium Score of Zero
	Yinsu Zhu(China)	Pulmonary hypertension parameters assessment by electrocardiographically gated computed tomography: normal limits by age, gender, and body surface area
	Agzam Akimbekov(Kazakhstan)	Computed Tomography Calcium Scoring of Aortic Valve
	Young Jun Cho(Korea)	Radiation Dose and Image Quality of Adaptive Cardio Sequence Coronary CT Angiography Using 70-kVp in Patients with Irregular Heart Rates
	Guanhua Dou(China)	Comparison of quantitative atherosclerotic plaque burden from coronary CT angiography in patients with first acute coronary syndrome and stable coronary



**Speakers of Society**

ASCI Committees: 34

SCMR Representatives: 2

SCCT Representatives: 1

EACVI Representatives: 1

NASCI Representatives: 2

ESCR Representatives: 2

Others: 47

**Speakers/Moderators**

**Total : 89**

**Nationality of Speakers**

**Asia Country:**

11 Countries  
79 Participants

**Western Country:**

6 Countries  
10 Participants

**Countries**

**Total : 17**

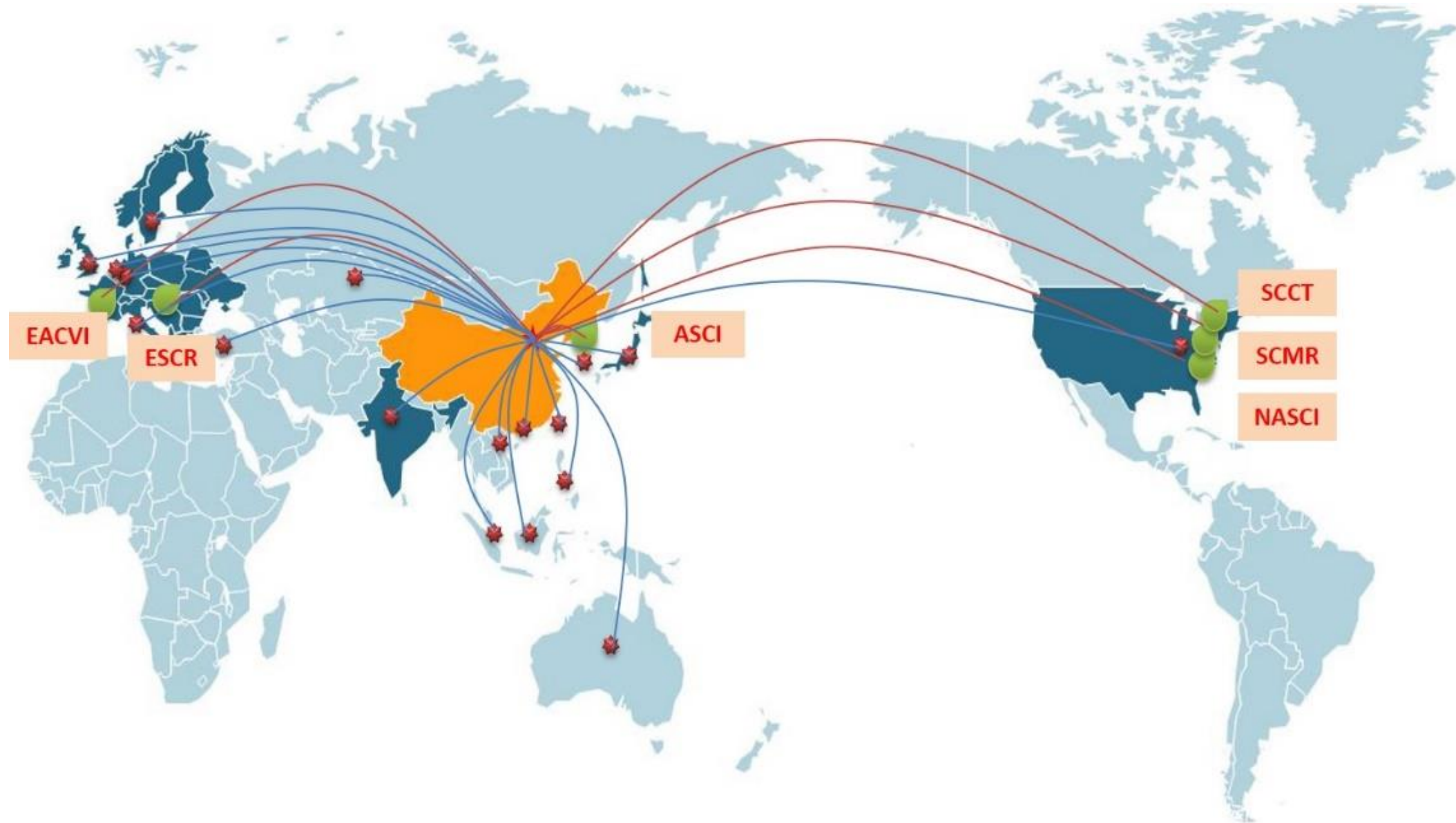
**Total Registration**

**China: 607**

**Foreign Country: 143**

**Registrations**

**Total: 750**



# Joint-Sessions with Societies



**Vanessa Ferriera**, University of Oxford, John Radcliffe Hospital, UK  
**Jeanette Schulz-Menger**, Charité Campus Buch, University Medicine Berlin, Germany



**Suhny Abbra (SCCT President)**, UT Southwestern Medical Center, USA



**Steffen Peterson**, Queen Mary University of London, UK



**Greg Kicska**, University of Washington, USA  
**Harold Litt**, University of Pennsylvania, USA



**Luigi Natale**, Catholic University of the Sacred Heart, Italy  
**Rozemarijn Vliegenthart**, University Medical Center Groningen, The Netherlands

Sponsorships and Partnerships	
GE Medical Systems Trade and Development (Shanghai) Co. Ltd	Gold Sponsor
Siemens Healthineers	Gold Sponsor
Philips (China) investment Co. Ltd	Gold Sponsor
Bayer Healthcare Co. Ltd	Gold Sponsor
Shanghai Bracco-Sine Pharmaceutical Co. Ltd	Gold Sponsor
JiangSu HengRui Medicine Co. Ltd	Gold Sponsor
Beijing BeiLu Pharmaceutical Co.Ltd	Silver Sponsor
Guerbet Asia Pacific Co.Ltd	Bronze Sponsor
Circle Cardiovascular Imaging	Friendship Sponsor



<b>Exhibition Booth</b>	<b>11</b>
GE Medical Systems Trade and Development (Shanghai) Co. Ltd	1
Siemens Healthineers	1
Philips (China) investment Co. Ltd	1
Bayer Healthcare Co. Ltd	1
Shanghai Bracco-Sine Pharmaceutical Co. Ltd	1
JiangSu HengRui Medicine Co. Ltd	1
Beijing BeiLu Pharmaceutical Co. Ltd	1
Guerbet Asia Pacific Co. Ltd	1
Circle Cardiovascular Imaging	1
ASCI 2019 Promotion Desk	1
ASCI Office Desk	1

## **Presidential Dinner**

**Time:** August 16, 2018, 18:00-20:00

**Location:** *Bird's Nest Culture Center--China Studio Restaurant*  
*(Invited speakers, moderators and EC members)*

## **Congress Reception**

**Time:** August 17, 2018, 18:00-20:00

**Location:** *VIP Lounge on the 1<sup>st</sup> floor Exhibition Hall, China National Convention Center*  
*(All Participants)*

## Part 9

# CONGRESS PHOTOS

- Photos from the Congress, please refer to the website:  
<http://www.scctchina.org/english/asci2018download.html>

